

How to get to CECAM

Directions to Lausanne:

Arrival at Geneva Airport:

- When exiting customs, turn left until the turning door at the end of the corridor and proceed to the left. Underneath the stairs are the Swiss train automatic ticketing service, you can pay with credit cards or cash. You will find the train ticket desk after the stairs on your right.
- Look from which platform is leaving your train before going down to the platform, as there are 4 platforms.
- To check for the time table of the trains before your arrival in Switzerland consult: <https://www.sbb.ch/en/timetable.html> . Full price CHF 29.- for one way, second class.
- The travel time between Geneva airport and Lausanne is about 45 minutes.

Directions to CECAM :

The CECAM workshop will be held at the CECAM Headquarters in the building Batochime (BCH) on the EPFL campus.

Address :

CECAM

Batochime building BCH 3103

Avenue François-Alphonse Forel 3,

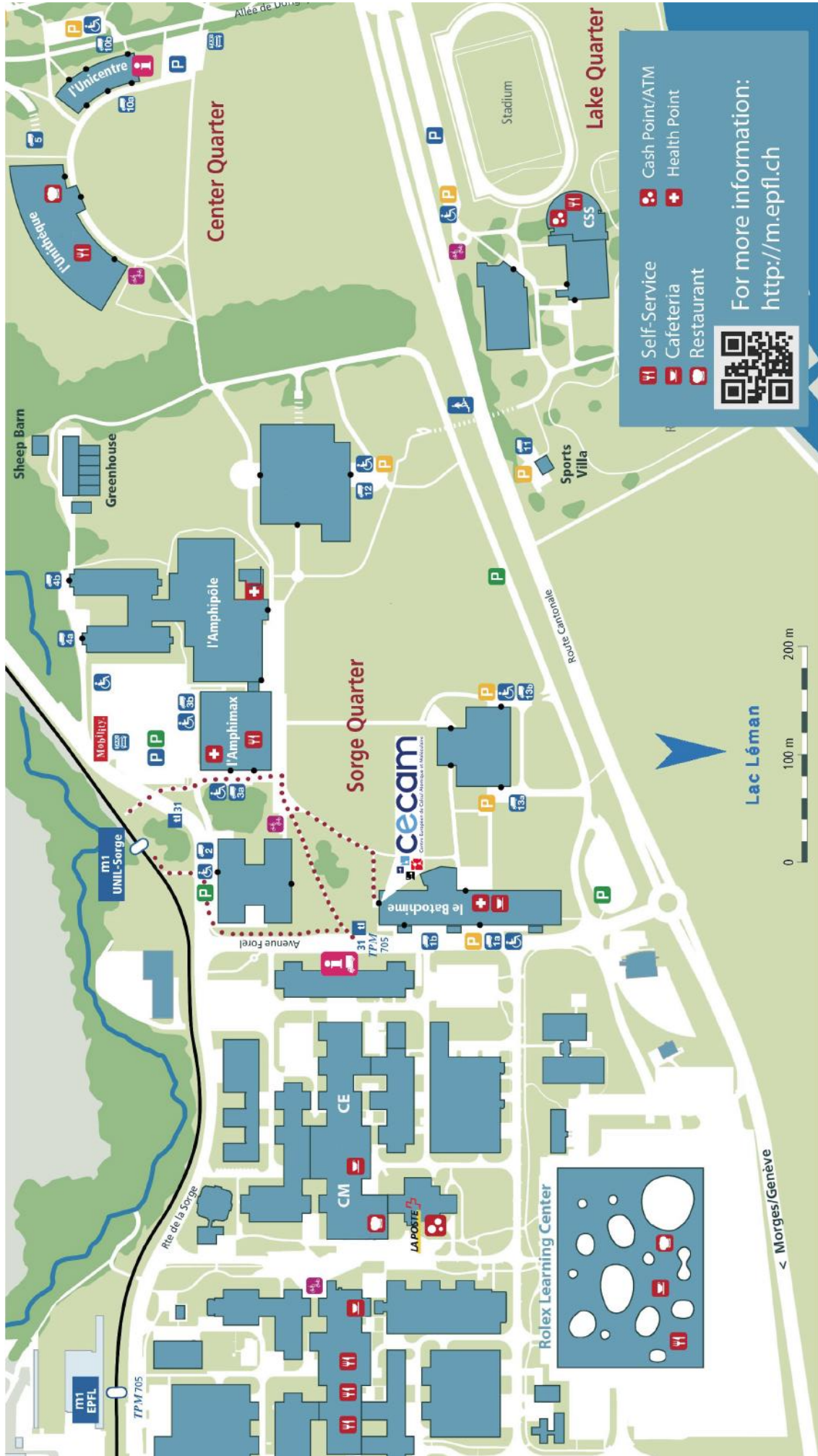
CH - 1015 Lausanne





Phone : +41 21 693 19 73

Google maps location : <https://maps.app.goo.gl/4mHybVp2VzxTamzS7>

To reach CECAM Headquarters **from Lausanne train station**, you can either :

1. Use public transportation (approx. 20min):
 - Take the metro M2 at the station “Lausanne-Gare” (direction “Croisettes”) and stop at “Lausanne-Flon” (1 stop).
 - Then take the metro M1, one floor up, at the station “Lausanne-Flon” (direction “Renens VD,Gare”) and stop at “UNIL-Sorge” (8 stops)
 - Then follow the red dots in [this](#) document.
2. Take a taxi or UBER at the Lausanne train station. (from CHF 20.- to CHF 35.-, depending on the traffic)



 Self-Service
 Cafeteria
 Restaurant
 Cash Point/ATM
 Health Point

For more information:
<http://m.epfl.ch>

